

General Education Budgeted Revenues

Tuition & Fees	\$171.47	38.7%
Indirect Cost Recoveries & Other Income	\$39.15	8.8%
State Appropriations	\$232.42	52.5%
	\$443.04	100.0%

General Education Budgeted Expenditures

Faculty Salaries	\$200.74	45.3%
Prof. & Scientific Salaries	\$63.93	14.4%
General Service Salaries	\$71.44	16.1%
Library	\$10.35	2.3%
Utilities	\$18.71	4.2%
Equipment	\$6.85	1.5%
Supplies & Services	\$36.65	8.3%
Building Renewal	\$6.38	1.4%
Student Aid	\$27.99	6.3%
	\$443.04	100.0%

University-Wide Budgeted Revenues

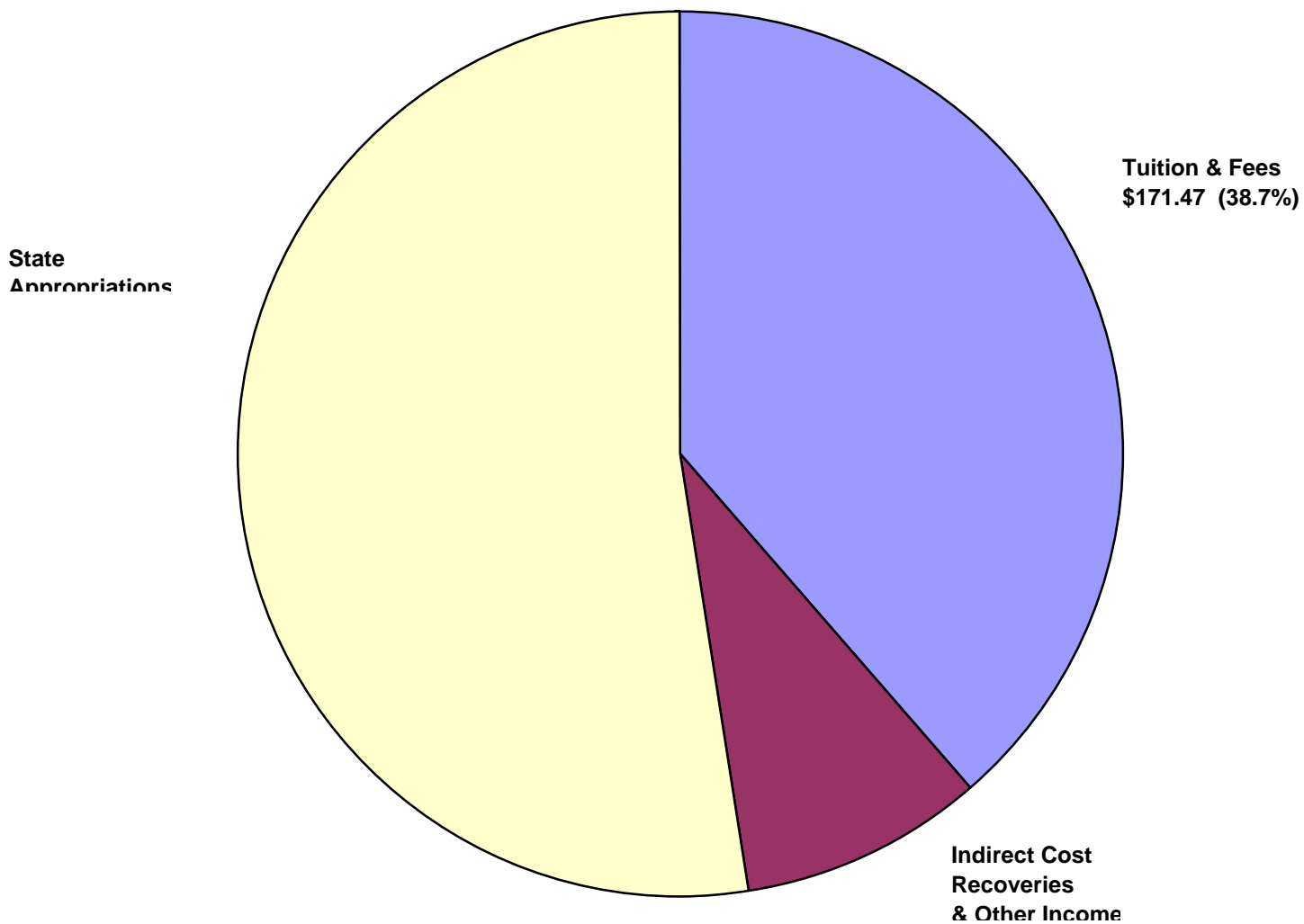
Sales & Services	\$125.43	6.8%
Sales & Services UIHC	\$515.04	27.7%
Auxiliary Enterprises	\$147.20	7.9%
Gifts, Grants, & Contracts	\$322.74	17.4%
Tuition & Fees	\$199.67	10.8%
Other Income	\$76.73	4.1%
State Appropriations	\$311.23	16.8%
Agency Accounts	\$158.73	8.5%
	\$1,856.77	100.0%

University-Wide Budgeted Expenditures

Salaries	\$944.53	50.9%
Library, Bldg Ren, & Equip	\$57.42	3.1%
Supplies & Services	\$423.89	22.8%
Utilities	\$39.81	2.1%
Student Aid	\$68.79	3.7%
Debt Service	\$38.60	2.1%
Plant Capital	\$125.00	6.7%
Agency Accounts (inc. Faculty Practice Plan)	\$158.73	8.5%
	\$1,856.77	100.0%

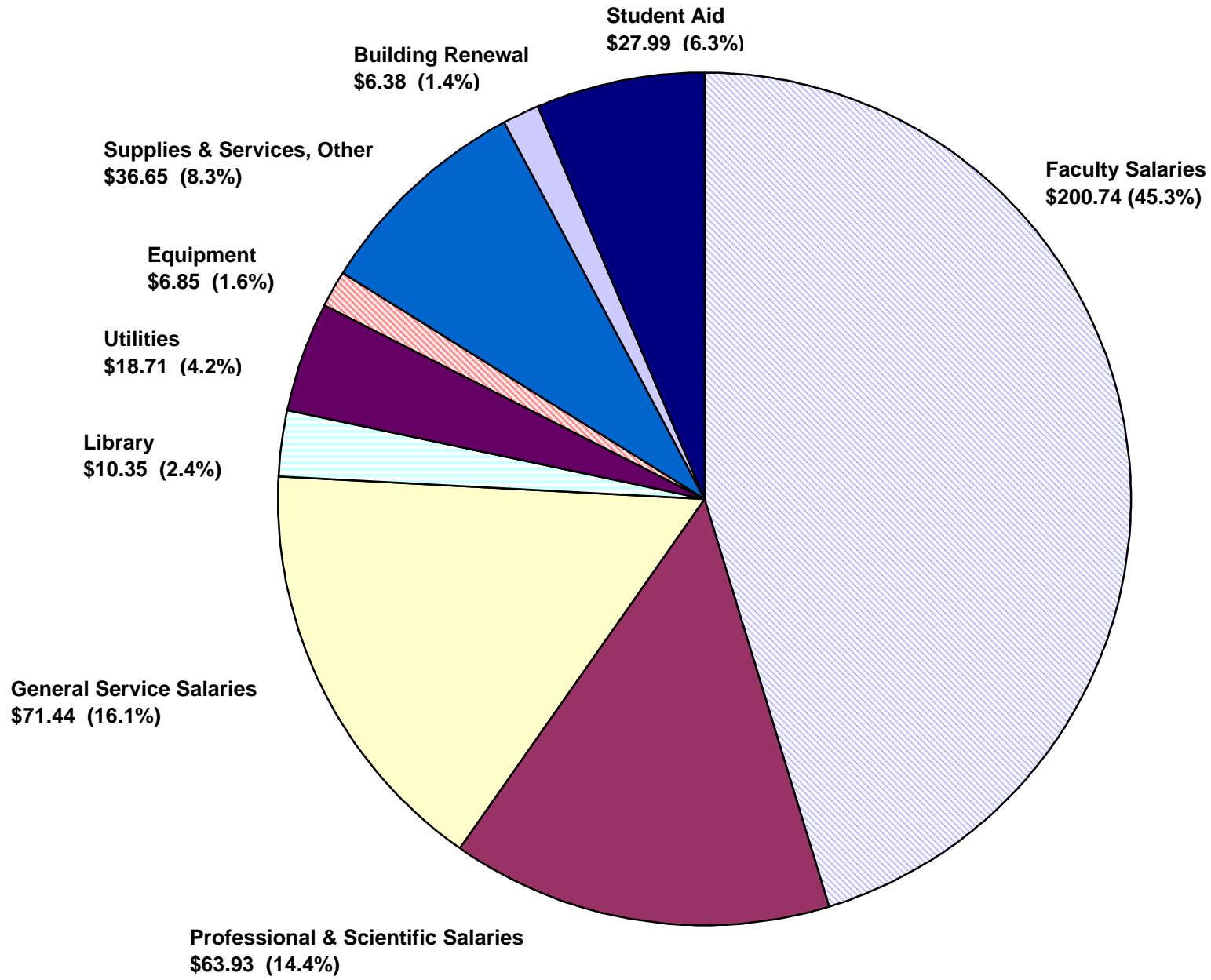
THE UNIVERSITY OF IOWA
General Education Fund Budgeted Revenues
FY 2002-03
(in millions of dollars)

July 1, 2002



TOTAL: \$443.04

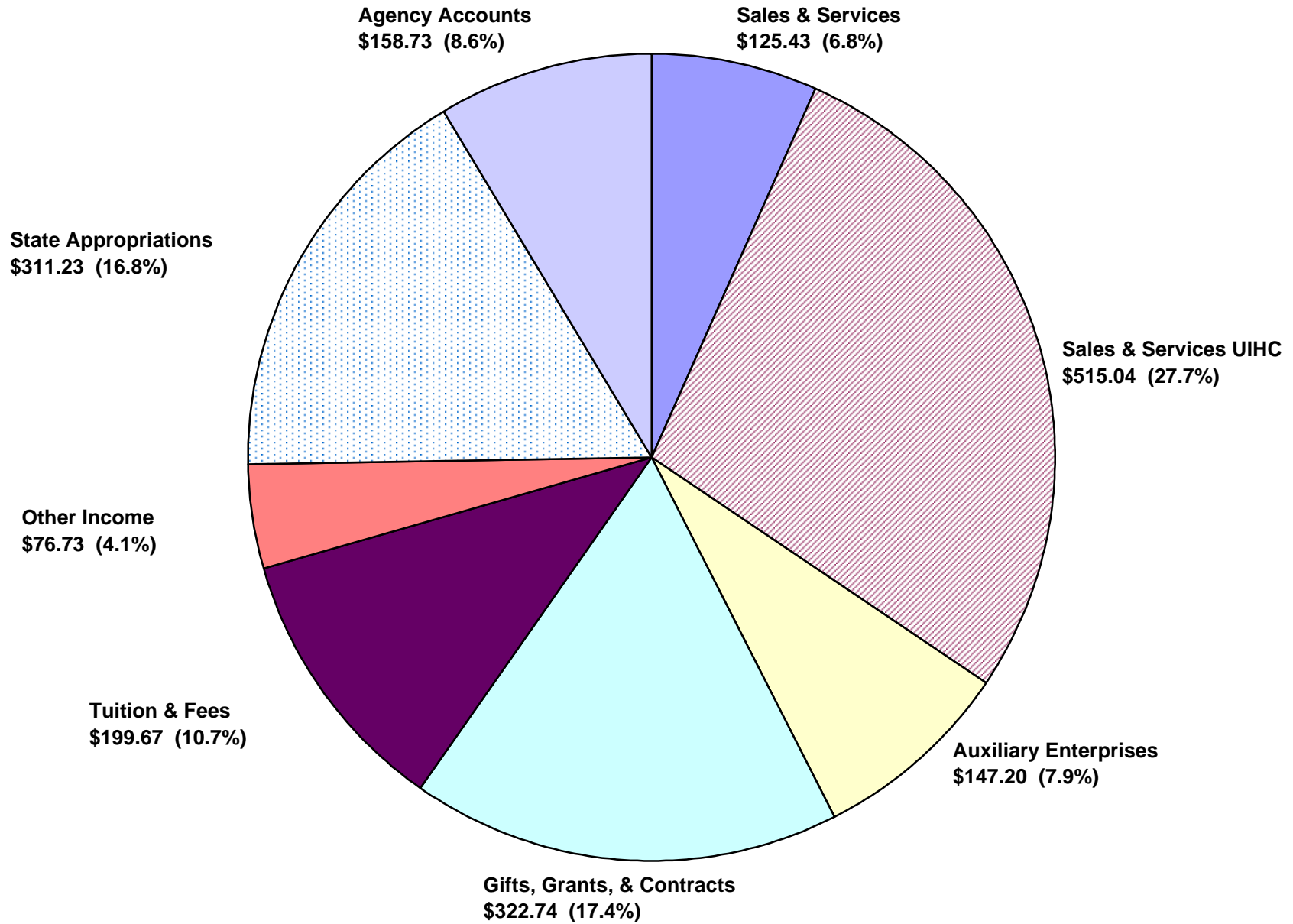
THE UNIVERSITY OF IOWA
General Education Fund Budgeted Expenditures
FY 2002-03
(in millions of dollars)



TOTAL: \$443.04

THE UNIVERSITY OF IOWA
University-Wide Budgeted Revenues
FY 2002-03
(in millions of dollars)

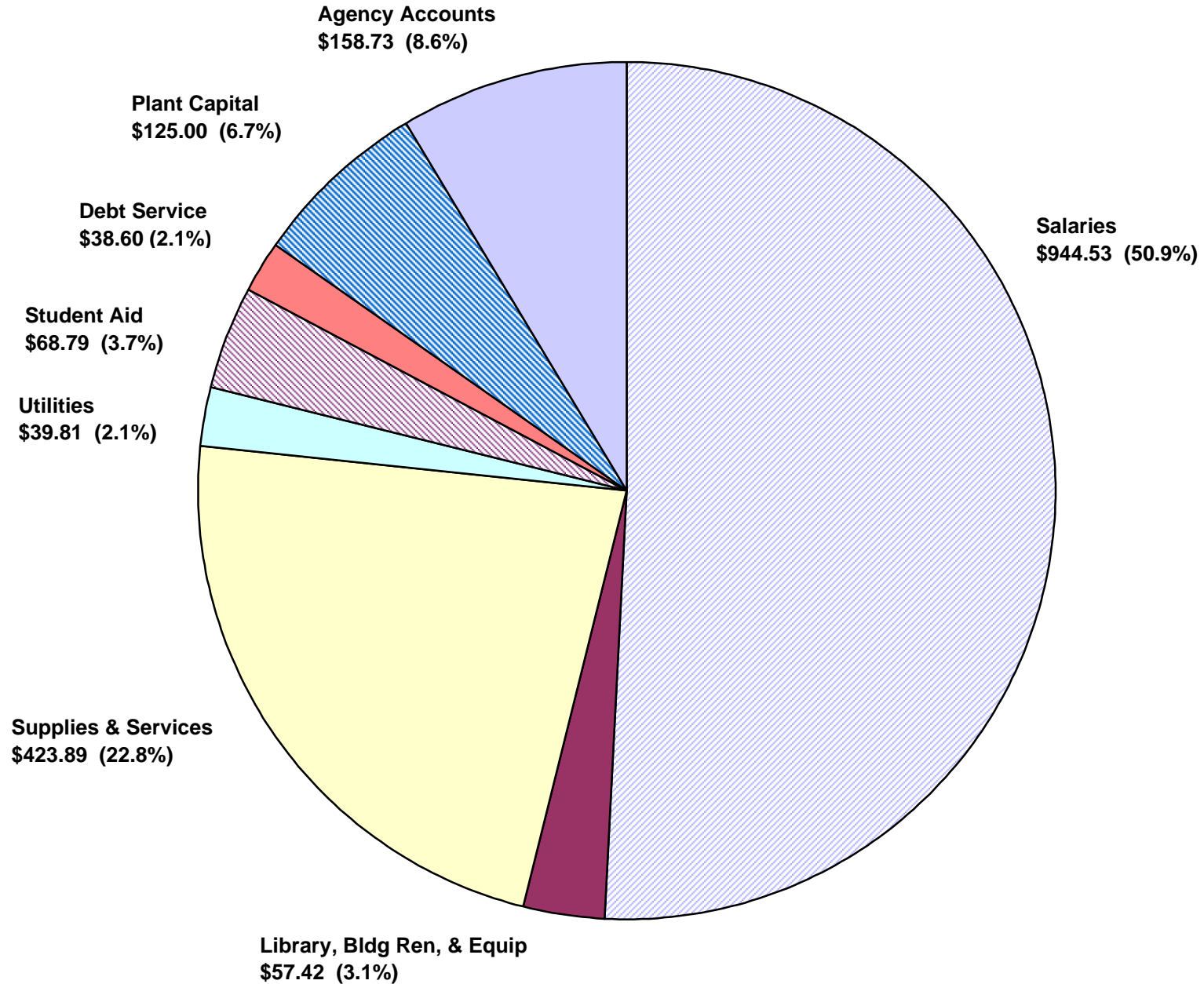
July 1, 2002



TOTAL: \$1,856.77

THE UNIVERSITY OF IOWA
University-Wide Budgeted Expenditures
FY 2002-03
(in millions of dollars)

July 1, 2002



TOTAL: \$1,856.77