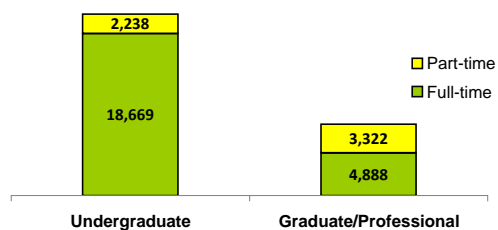


The University of Iowa is a major national research university with a broad-based liberal arts foundation. Established in 1847 as Iowa's first public institution of higher education, it has won international recognition for its wealth of achievements in the arts, sciences, and humanities. Kiplinger's Personal Finance Magazine 2007 recognized UI in the top 100 (56th) in the country when it comes to public universities offering academic excellence at an affordable price. U.S. News & World Report's 2007 list of American's Best Colleges ranked The University of Iowa as the 25th best public national university. The University of Iowa is composed of 11 colleges offering undergraduate, graduate, and professional education in more than 100 areas of study.

Student Characteristics (Fall 2007) [More](#)

TOTAL NUMBER OF STUDENTS 29,117

Student Level and Enrollment Status



UNDERGRADUATE PROFILE

Total 20,907

Gender

Women 11,024 53%
Men 9,883 47%

Race/Ethnicity

African American / Black	465	2%
American Indian / Alaskan Native	98	0%
Asian / Pacific Islander	738	4%
Hispanic	544	3%
International	404	2%
White	17,829	85%
Race/Ethnicity Unknown	829	4%

Geographic Distribution (Degree-Seeking)

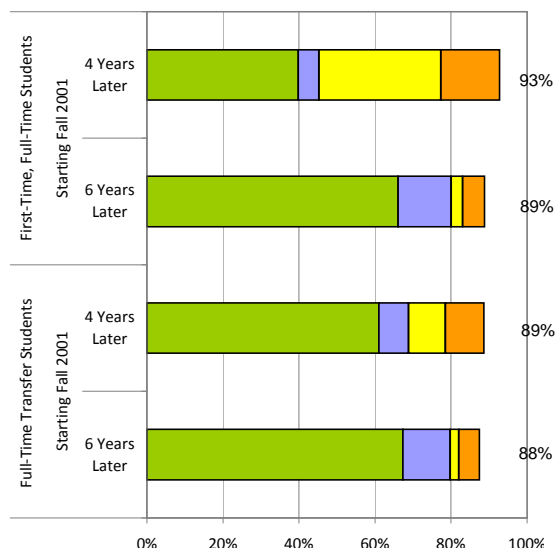
Iowa 66%
Other US States & Territories 32%
Other Countries 1%

Age (Degree-Seeking)

Average Age 21
Percent of Undergraduates Age 25 or Older 9%

Undergraduate Success and Progress Rate [More](#)

■ Graduated from UI
 ■ Graduated from other Institution
■ Still Enrolled at UI
 ■ Still Enrolled at other Institution



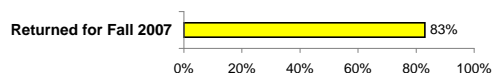
A 93% four-year success and progress rate means that 93% of students starting in Fall 2001 either graduated or are still enrolled at a higher education institution four years later.

Counts for the Fall 2001 entering class shown in the graph above.

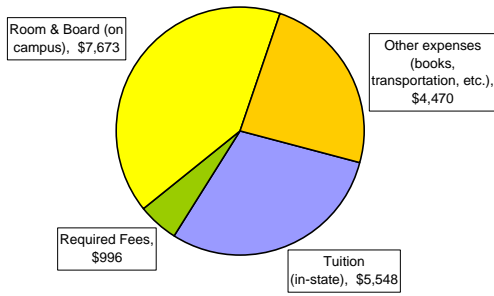
- 3,960 First-Time, Full-Time Students
- 1,133 Full-Time Transfer Students

[CLICK HERE](#) for Detailed Success & Progress Rate Tables

Retention of Fall 2006 First-Time, Full-time Students



Typical Undergraduate Costs per Year Without Financial Aid (Full-Time, In-State Students) 2007-08



[CLICK HERE](#) for typical out-of-state costs and any discipline-specific tuition

The cost to attend varies based on the individual circumstances of students and may be reduced through grants and scholarships.

[CLICK HERE](#)
To get a cost estimate for students like you!

Financial Aid Awarded to Undergraduates Fall 2006

Overall Financial Aid

- 67% of 2006-2007 Final full-time undergraduates received financial aid of some type including need-based loans, work study, and non need-based scholarships.

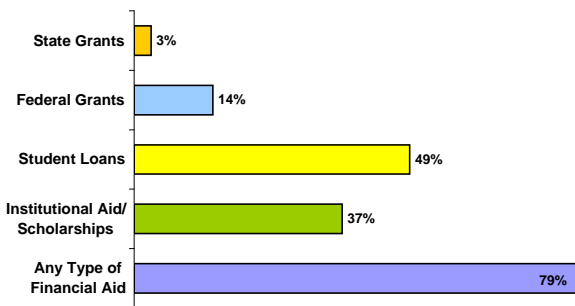
Annual Need-Based Scholarships & Grants

- 30% of 2006-2007 Final full-time undergraduates received need-based grants or scholarships; the average award for the year was \$4,459.

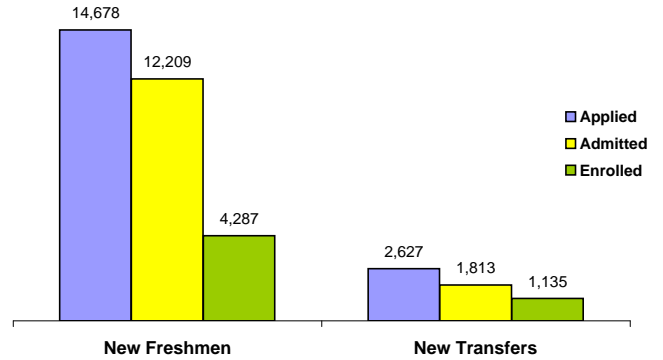
Annual Need-Based Loans

- 43% of 2006-2007 Final full-time undergraduates received need-based work-study and/or loans (not including parent loans); the average loan for the year was \$4,436.

Percent of Fall 2006 First-Time Students Receiving Each Type of Financial Aid



NOTE: Student may receive aid from more than one source.



Academic Preparation of New Freshman

Test(s) Required for Admission: ACT or SAT

Middle 50% of Test Score Range

	ACT	SAT
Composite	23-27	
Math	22-27	550-670
English	22-28	
Critical Reading		520-650

50% of admitted students have test scores within the ranges listed, 25% have scores above, and 25% have scores below.

Percent in top 25% of High School Graduating Class	54%
Percent in top 50% of High School Graduating Class	93%
Average High School GPA (4-point scale)	3.56

Degrees and Areas of Study

Degrees Awarded at UI in 2006-07

Bachelor's	4,219
Master's	1,296
Doctoral	376
Professional (e.g., Law, Medicine)	550
Total	6,441

Areas of Study with the Largest Number of Undergraduate Degrees Awarded in 2006-07

Business/marketing	19%
Communications/journalism	12%
Social Sciences	10%
Psychology	8%
Visual and performing arts	7%
All other degree areas	44%
Total	100%

[CLICK HERE](#) for a list of undergraduate and graduate programs

The Hawkeye Community

The University of Iowa offers opportunities in more than 100 diverse areas of study. But an Iowa education is much more than what you learn in the classroom. Iowa students are active on campus and off—as volunteers, entrepreneurs, explorers, and leaders. You can make connections in living-learning communities, find your niche among more than 400 student groups, explore the world through a study abroad program, conduct cutting-edge research with a faculty member, or put your knowledge into practice through an internship or co-op. Iowa offers endless opportunities to develop leadership skills, get practical experience, meet people from many different backgrounds, and be involved in making the world a better place.



Study at UI [More](#)

Classroom Environment

Students per Faculty	15 to 1
Undergraduate classes with fewer than 30 students	82%
Undergraduate classes with fewer than 50 students	92%

Full-Time Instructional Faculty

Total Faculty	1,559
% Women	29%
% from Minority Groups	17%
% with Highest Degree in Field	97%

Carnegie Classification of Institutional Characteristics

Basic Type

Research Universities (very high research activity)

Size and Setting

Large four-year, primarily residential

Enrollment Profile

High undergraduate

Undergraduate Profile

Full-time four-year, more selective, higher transfer-in

Undergraduate Instructional Program

Balanced arts & sciences/professions, high graduate coexistence

Graduate Instructional Program

Comprehensive doctoral with medical/veterinary

Student Housing [More](#)

94% of new freshmen live on campus
30% of all undergraduates live on campus

Campus Safety [More](#)

To ensure that students are secure on campus, the University provides professional law enforcement through the Department of Public Safety, whose police officers are trained and certified by the Iowa Law Enforcement Academy. Public Safety patrols University-owned property 24/7 and has cooperative arrangements with Iowa City and Coralville police, the Johnson County Sheriff's Department, and the Iowa Department of Criminal Investigation. The University also provides or supports post-emergency and post-crime counseling services.

[CLICK HERE](#) for Campus Crime Statistics report.

Future Plans of Bachelor's Degree Recipients

Data used to build graph are not yet available

NOTE: Institutional classifications based on the Carnegie 2005 edition.

[CLICK HERE](#) for more information on Carnegie Classifications.

Student Experiences and Perceptions

Students who are actively involved in their own learning and development are more likely to be successful in college. Colleges and universities offer students a wide variety of opportunities both inside and outside the classroom to become engaged with new ideas, people, and experiences. Institutions measure the effectiveness of these opportunities in a variety of ways to better understand what types of activities and programs students find the most helpful.

[CLICK HERE](#) for examples of how UI evaluates the experiences of its students.

In addition, institutions participating in the VSA program measure student involvement on campus using one of four national surveys.

Results from the survey are not yet available.

--	--

Student Learning Outcomes

All colleges and universities use multiple approaches to measure student learning. Many of these are specific to particular disciplines, many are coordinated with accrediting agencies, and many are based on outcomes after students have graduated. In addition, those institutions participating in the VSA measure increases in critical thinking, analytic reasoning, and written communication using one of three tests.

Student Learning Assessment at UI

0

[CLICK HERE](#) for examples of student learning assessment and outcomes at UI

Pilot Project to Measure Core Learning Outcomes

Results from the pilot project using one of the three learning outcomes tests are not yet available.