

### General Education Budgeted Revenues

Tuition & Fees	\$199.09	42.6%
Indirect Cost Recoveries & Other Income	\$42.95	9.2%
State Appropriations	\$225.58	48.2%
	\$467.62	100.0%

### General Education Budgeted Expenditures

Faculty Salaries	\$203.79	43.6%
Prof. & Scientific Salaries	\$74.44	15.9%
General Service Salaries	\$76.08	16.3%
Library	\$10.87	2.3%
Utilities	\$19.54	4.2%
Equipment	\$6.72	1.4%
Supplies & Services	\$36.10	7.7%
Building Renewal	\$6.26	1.3%
Student Aid	\$33.82	7.2%
	\$467.62	100.0%

### University-Wide Budgeted Revenues

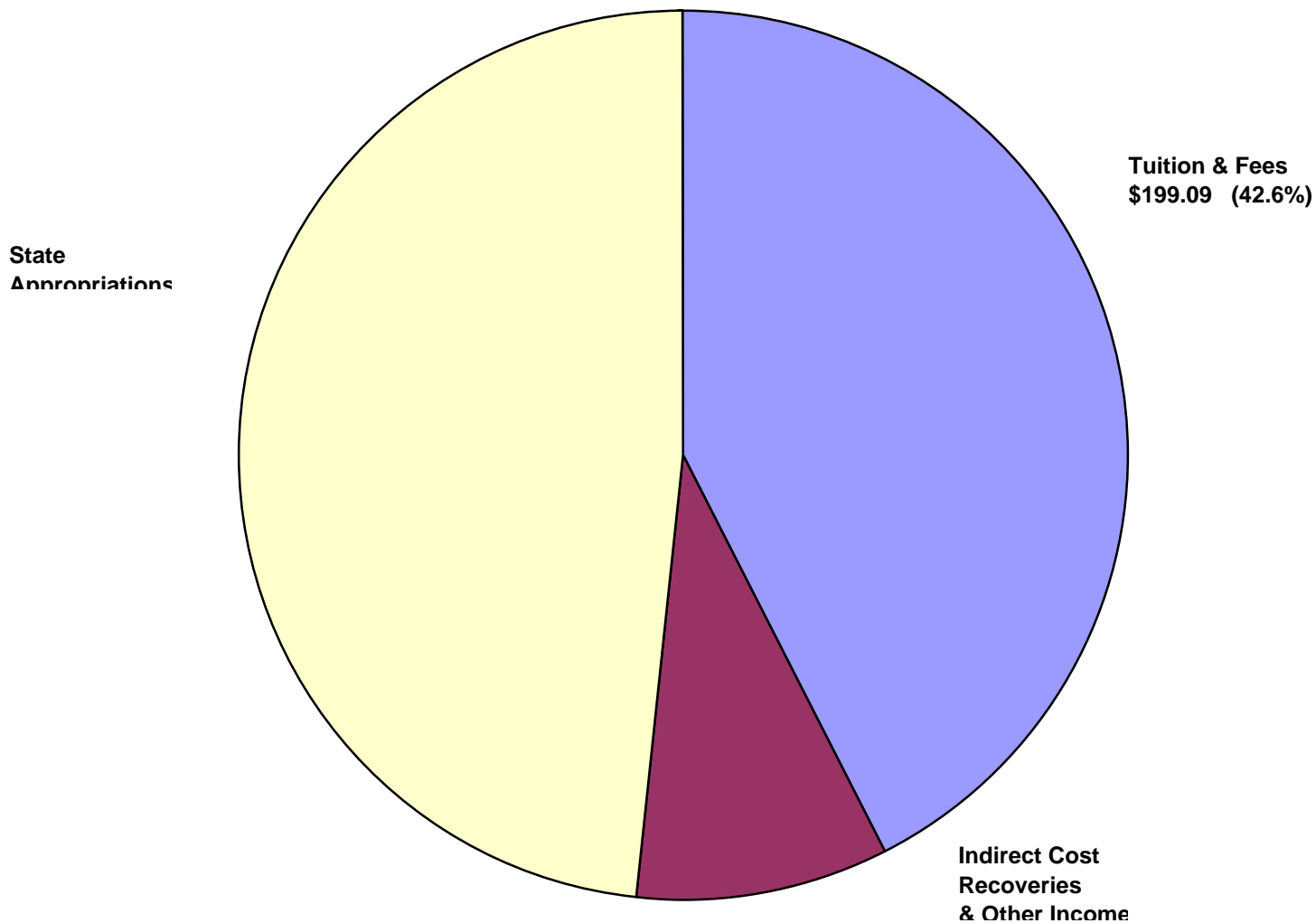
Sales & Services	\$114.32	5.8%
Sales & Services UIHC	\$577.66	29.3%
Auxiliary Enterprises	\$135.30	6.9%
Gifts, Grants, & Contracts	\$369.04	18.7%
Tuition & Fees	\$236.79	12.0%
Other Income	\$65.25	3.3%
State Appropriations	\$300.39	15.2%
Agency Accounts	\$173.10	8.8%
	\$1,971.85	100.0%

### University-Wide Budgeted Expenditures

Salaries	\$1,020.14	51.7%
Library, Bldg Ren, & Equip	\$57.41	2.9%
Supplies & Services	\$442.65	22.4%
Utilities	\$42.93	2.2%
Student Aid	\$77.62	3.9%
Debt Service	\$33.00	1.7%
Plant Capital	\$125.00	6.3%
Agency Accounts (inc. Faculty Practice Plan)	\$173.10	8.8%
	\$1,971.85	100.0%

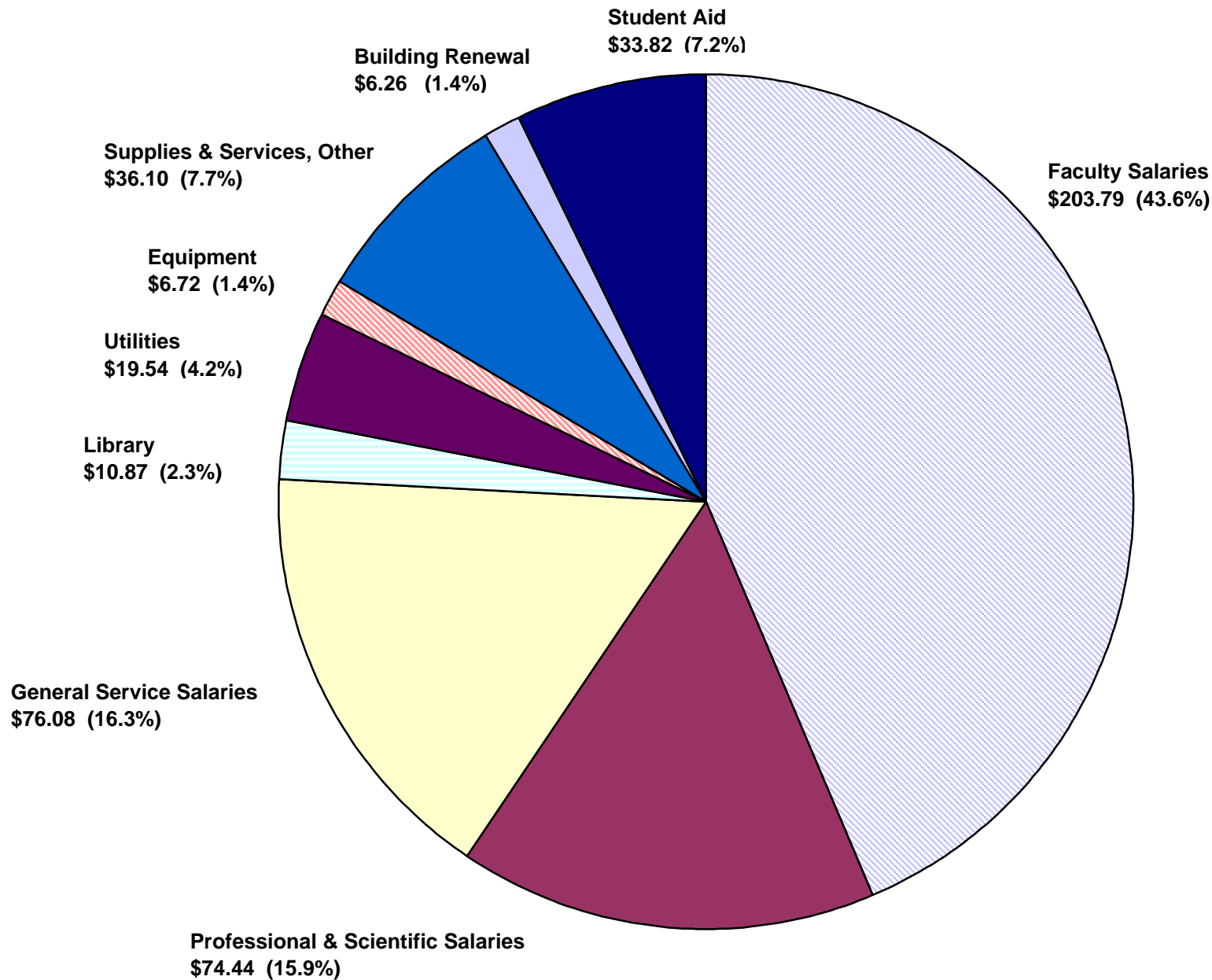
THE UNIVERSITY OF IOWA  
General Education Fund Budgeted Revenues  
FY 2003-04  
(in millions of dollars)

July 1, 2003



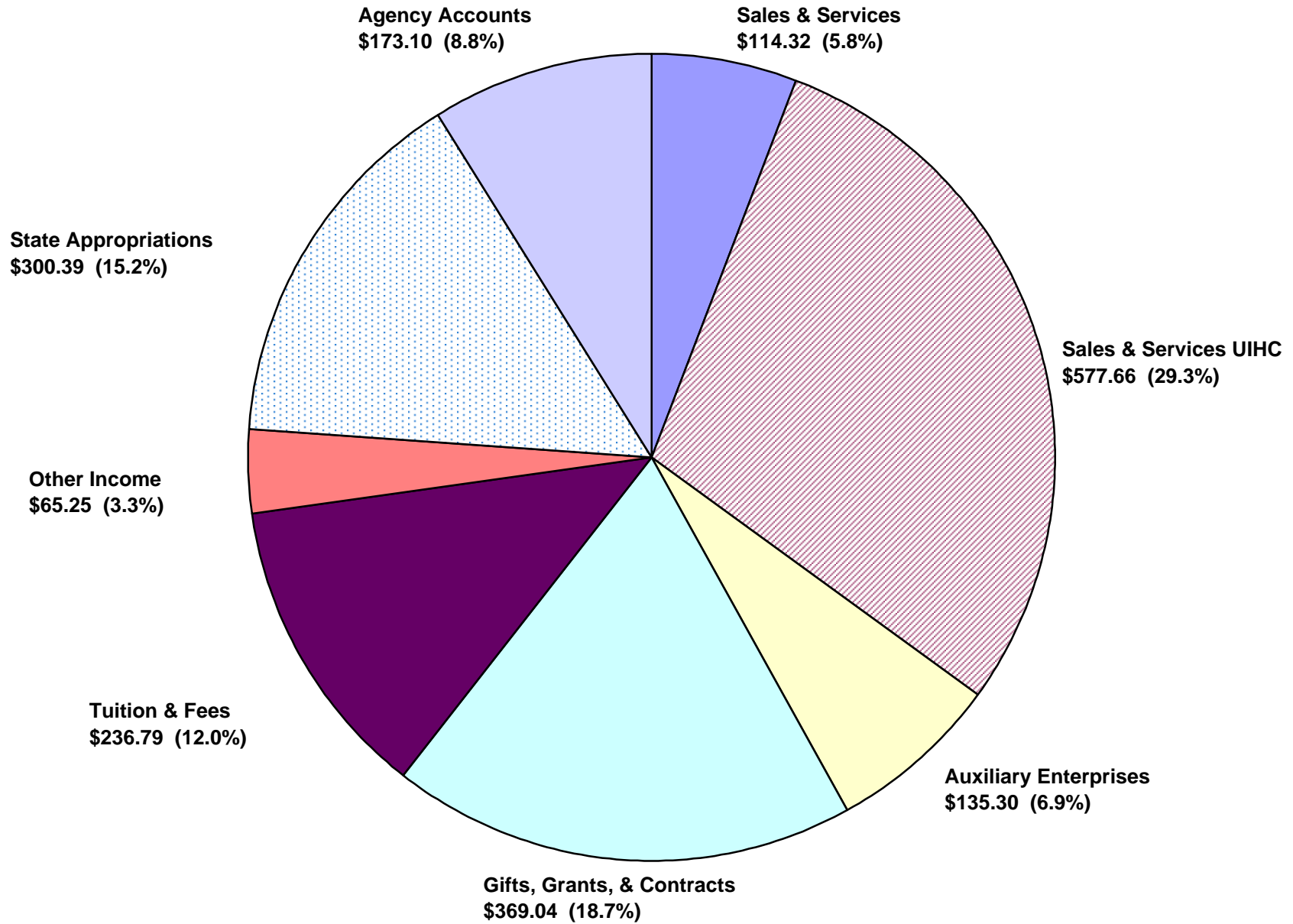
TOTAL: \$467.62

THE UNIVERSITY OF IOWA  
General Education Fund Budgeted Expenditures  
FY 2003-04  
(in millions of dollars)



TOTAL: \$467.62

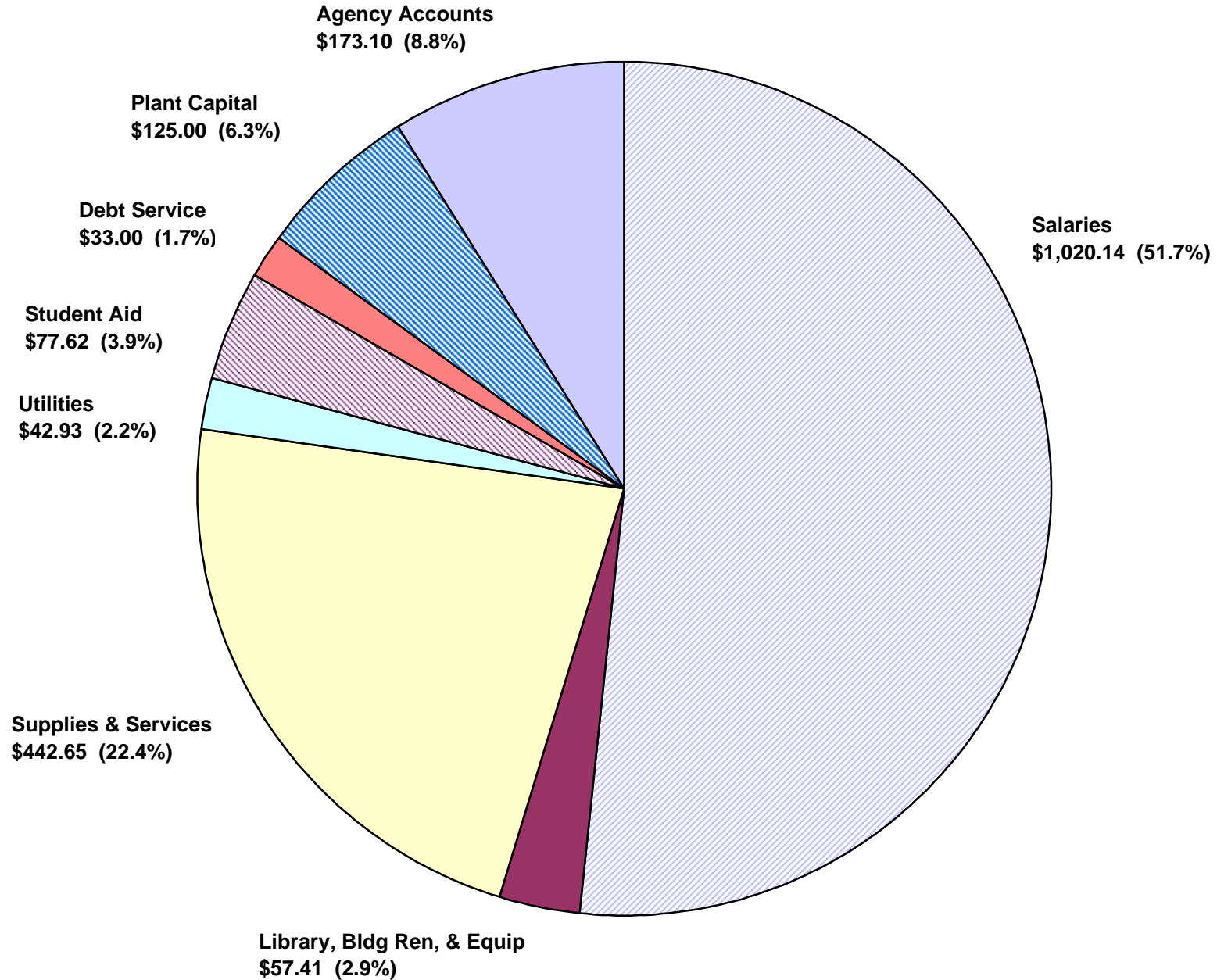
THE UNIVERSITY OF IOWA  
University-Wide Budgeted Revenues  
FY 2003-04  
(in millions of dollars)



TOTAL: \$1,971.85

THE UNIVERSITY OF IOWA  
University-Wide Budgeted Expenditures  
FY 2003-04  
(in millions of dollars)

July 1, 2003  
(prelim)



TOTAL: \$1,971.85

**General Education Fund Budgeted Revenues**

	<u>FY 2004</u>		<u>FY 2003</u>		<u>FY 2002</u>		<u>FY 2001</u>	
Tuition & Fees	\$199.09	42.58%	\$171.47	38.70%	\$142.49	34.30%	\$125.73	30.30%
F&A and Other	\$42.95	9.18%	\$39.15	8.80%	\$36.34	8.70%	\$32.79	7.90%
<u>State Appropriations</u>	<u>\$225.58</u>	<u>48.24%</u>	<u>\$232.42</u>	<u>52.50%</u>	<u>\$236.94</u>	<u>57.00%</u>	<u>\$255.84</u>	<u>61.80%</u>
TOTAL	\$467.62	100.00%	\$443.04	100.00%	\$415.77	100.00%	\$414.36	100.00%

**General Education Fund Budgeted Expenditures**

	<u>FY 2004</u>		<u>FY 2003</u>		<u>FY 2002</u>		<u>FY 2001</u>	
Faculty Salaries	\$203.79	43.58%	\$200.74	45.30%	\$192.11	46.20%	\$197.10	47.60%
Prof. & Scien. Salaries	\$74.44	15.92%	\$63.93	14.40%	\$61.29	14.70%	\$57.44	13.90%
General Service Salaries	\$76.08	16.27%	\$71.44	16.10%	\$65.90	15.90%	\$60.23	14.50%
Library	\$10.87	2.32%	\$10.35	2.40%	\$9.86	2.40%	\$9.41	2.30%
Utilities	\$19.54	4.18%	\$18.71	4.20%	\$17.74	4.30%	\$17.88	4.30%
Equipment	\$6.72	1.44%	\$6.85	1.60%	\$6.59	1.60%	\$7.02	1.70%
Supplies & Services	\$36.10	7.72%	\$36.59	8.30%	\$35.44	8.50%	\$38.44	9.30%
Building Renewal	\$6.26	1.34%	\$6.38	1.40%	\$4.73	1.10%	\$6.72	1.60%
<u>Student Aid</u>	<u>\$33.82</u>	<u>7.23%</u>	<u>\$28.05</u>	<u>6.30%</u>	<u>\$22.11</u>	<u>5.30%</u>	<u>\$20.12</u>	<u>4.80%</u>
TOTAL	\$467.62	100.00%	\$443.04	100.00%	\$415.77	100.00%	\$414.36	100.00%

**University-Wide Budgeted Revenues**

	<u>FY 2004</u>		<u>FY 2003</u>		<u>FY 2002</u>		<u>FY 2001</u>	
Sales & Services	\$114.32	5.80%	\$129.73	7.00%	\$141.58	8.20%	\$126.16	7.80%
Sales & Services UIHC	\$577.66	29.30%	\$515.04	27.90%	\$473.75	27.50%	\$411.47	25.50%
Auxiliary Enterprises	\$135.30	6.86%	\$132.70	7.20%	\$105.99	6.20%	\$110.71	6.90%
Gifts, Grants, & Contracts	\$369.04	18.72%	\$322.74	17.50%	\$294.44	17.10%	\$285.14	17.70%
Tuition & Fees	\$236.79	12.01%	\$199.67	10.80%	\$162.49	9.50%	\$144.73	9.00%
Other Income	\$65.25	3.31%	\$76.73	4.20%	\$72.62	4.20%	\$58.02	3.60%
State Appropriations	\$300.39	15.23%	\$311.23	16.90%	\$316.87	18.40%	\$337.67	21.00%
<u>Agency Accounts</u>	<u>\$173.10</u>	<u>8.78%</u>	<u>\$158.73</u>	<u>8.60%</u>	<u>\$153.70</u>	<u>8.90%</u>	<u>\$136.85</u>	<u>8.50%</u>
TOTAL	\$1,971.85	100.00%	\$1,846.57	100.00%	\$1,721.44	100.00%	\$1,610.75	100.00%

**University-Wide Budgeted Expenditures**

	<u>FY 2004</u>		<u>FY 2003</u>		<u>FY 2002</u>		<u>FY 2001</u>	
Salaries	\$1,020.14	51.74%	\$948.23	51.40%	\$862.77	50.10%	\$819.36	50.90%
Library, Bldg Ren, & Equip	\$57.41	2.91%	\$57.42	3.10%	\$55.01	3.20%	\$58.23	3.60%
Supplies & Services	\$442.65	22.45%	\$405.53	22.00%	\$392.63	22.80%	\$351.97	21.90%
Utilities	\$42.93	2.18%	\$39.81	2.20%	\$38.72	2.20%	\$36.43	2.30%
Student Aid	\$77.62	3.94%	\$73.25	4.00%	\$57.01	3.30%	\$52.66	3.30%
Debt Service	\$33.00	1.67%	\$38.60	2.10%	\$33.60	2.00%	\$31.25	1.90%
Plant Capital	\$125.00	6.34%	\$125.00	6.80%	\$128.00	7.40%	\$124.00	7.70%
<u>Agency Accounts</u>	<u>\$173.10</u>	<u>8.78%</u>	<u>\$158.73</u>	<u>8.60%</u>	<u>\$153.70</u>	<u>8.90%</u>	<u>\$136.85</u>	<u>8.50%</u>
TOTAL	\$1,971.85	100.00%	\$1,846.57	100.00%	\$1,721.44	100.00%	\$1,610.75	100.00%