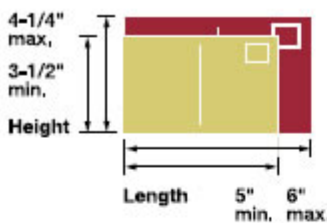
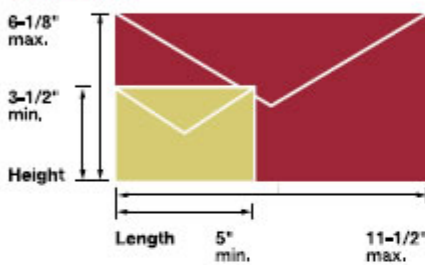
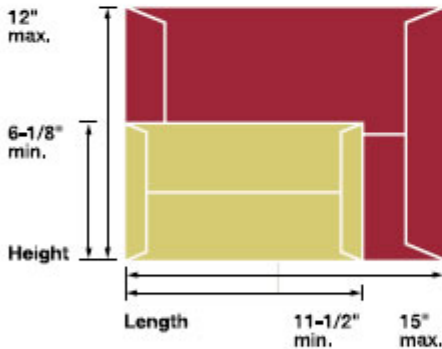
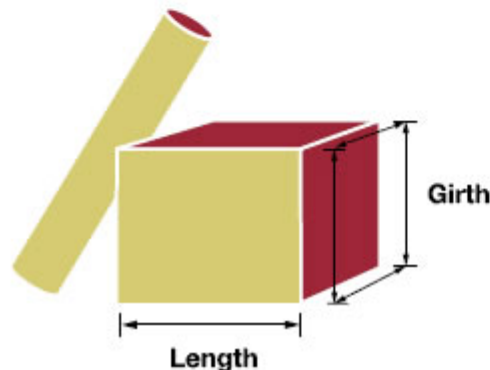




FIRST-CLASS MAIL — SINGLE-PIECE RATES

SHAPE	SIZE		PROPOSED RATE	
	minimum	maximum	Weight Not Over (ounces)	Rate
POSTCARDS  <p>4-1/4" max. 3-1/2" min. Height</p> <p>5" min. 6" max. Length</p>	length	5 inches	6 inches	\$0.27
	height	3-1/2 inches	4-1/4 inches	
	thickness	0.007 inch	0.016 inch	
LETTERS  <p>6-1/8" max. 3-1/2" min. Height</p> <p>5" min. 11-1/2" max. Length</p>	length	5 inches	11-1/2 inches	
	height	3-1/2 inches	6-1/8 inches	
	thickness	0.007 inch	1/4 inch	
			Weight Not Over (ounces)	Rate
			1	\$0.42
			2	0.62
			3	0.82
			3.5	1.02
			Nonmachinable letter-size pieces (see <i>Domestic Mail Manual</i> 101.1.2) and pieces over 3.5 ounces are subject to flat-size rates.	
LARGE ENVELOPES (FLATS)  <p>12" max. 6-1/8" min. Height</p> <p>11-1/2" min. 15" max. Length</p>	length	11-1/2 inches	15 inches	
	height	6-1/8 inches	12 inches	
	thickness	1/4 inch	3/4 inch	
			Weight Not Over (ounces)	Rate
			1	\$0.62
			2	0.82
			3	1.02
			4	1.22
			5	1.42
			6	1.62
			7	1.82
			8	2.02
			9	2.22
			10	2.42
			11	2.62
			12	2.82
			13	3.02
			* Flats exceed at least one of these dimensions. Rigid flats and flats with certain characteristics (see DMM 101.1) are subject to parcel rates.	
PACKAGES  <p>Length</p> <p>Girth</p>	length + girth	Length + girth cannot exceed 108 inches. (Parcel Post cannot exceed 130 inches.)		
	length	The longest side of the parcel.		
	girth	Measurement around the thickest part.		
			Weight Not Over (ounces)	Rate
			1	\$1.00
			2	1.20
			3	1.40
			4	1.60
			5	1.80
			6	2.00
			7	2.20
			8	2.40
			9	2.60
			10	2.80
			11	3.00
			12	3.20
			13	3.40