



Iowa Projectile Points

www.uiowa.edu/~osa

700 South Clinton Street
Iowa City, IA 52242

12,000 BP

8000 BP

4000 BP

2000 BP

1000 BP





Paleoindian Period

Archaic Period

Woodland Period

Late Prehistoric Period

Stone projectile points, including tools which functioned as spear heads, dart tips, knives, and arrow heads, are the most identifiable artifacts left by prehistoric Native Americans. Archaeologists have long understood that this artifact class varies both spatially and temporally. Projectile point typologies are a common descriptive tool of archaeological analysis as a preliminary stage in the assessment of any artifact assemblage. Through excavation of archaeological sites, recovered projectile points can be associated with specific time and culture periods. These well-placed point types are coupled with associated finds and surface finds to create a relative chronology for projectile points. This projectile point display represents the typological and chronological variability of Iowa points for the past 13,000 years with 53 different point types included.



1	Fremont	Late Woodland/Late Prehistoric	AD 800-1500
2	Madison	Late Woodland/Late Prehistoric	AD 800-1500
3	Madison	Late Woodland/Late Prehistoric	AD 800-1500
4	Haskell	Late Woodland/Late Prehistoric	AD 800-1200
5	Reed	Late Woodland/Late Prehistoric	AD 800-1200
6	Haskell	Late Woodland/Late Prehistoric	AD 800-1200
7	Cabokia	Late Prehistoric	AD 1000-1200
8	Cabokia	Late Prehistoric	AD 1000-1200
9	Sydney	Middle Woodland	300 BC-AD 200
10	Sydney	Middle Woodland	300 BC-AD 200
11	Gibson	Middle Woodland	AD 180-250
12	Stuebli	Middle Woodland	AD 180-250
13	Manter	Middle Woodland	100 BC-AD 300
14	Manter	Middle Woodland	AD 100-300
15	Manter	Middle Woodland	AD 100-300
16	Manter	Middle Woodland	AD 100-300
17	Plymouth Lake	Late Archaic/Early Woodland	1500 BC-AD 500
18	Waubesa	Middle Woodland	200 BC-AD 200
19	Waubesa	Middle Woodland	200 BC-AD 200
20	Dickens	Early/Middle Woodland	400 BC-AD 200
21	Dickens	Early/Middle Woodland	400 BC-AD 200
22	Lodi Island	Early Woodland	800 BC-AD 400
23	Kramer	Early/Middle Woodland	800-400 BC
24	Baldwin	Middle Archaic	4000-3000 BC
25	Looney	Early Archaic	4000-3000 BC
26	Minner	Late Archaic	1500-500 BC
27	Red Ochre	Late Archaic	1500-500 BC
28	Red Ochre	Late Archaic	1500-500 BC
29	Kanok	Middle Archaic	4400-3700 BC
30	Wadlow	Late Archaic	2800-2500 BC
31	Big Sandy	Early/Middle Archaic	3000-4000 BC
32	Crater	Middle Archaic	4100-3800 BC
33	Beverton Eared	Middle/Late Archaic	3000-1700 BC
34	Jack	Middle Archaic	3000-1800 BC
35	Table Rock	Late Archaic	1600-1100 BC
36	Table Rock	Middle/Late Archaic	2600-1800 BC
37	Crabam Cave	Early Archaic	4300-2800 BC
38	Huerfano	Early Archaic	8100-7900 BC
39	Scoville	Early Archaic	8000-7900 BC
40	Scoville	Early Archaic	8100-7900 BC
41	Fayette	Late Paleoindian	10,500-9500 BC
42	Dallas	Early Archaic	10,000-8700 BC
43	Huerfano	Early Archaic	8000-7900 BC
44	Crabam Cave	Early Archaic	8000-7800 BC
45	St. Charles	Early Archaic	8000-7800 BC
46	Thores	Early Archaic	8000-7800 BC
47	Quad	Late Paleoindian	10,000-8700 BC
48	Milwaukee	Late Paleoindian	9500-8500 BC
49	Beaver Lake	Late Paleoindian	8000-7800 BC
50	Agate Basin	Late Paleoindian	10,000-8500 BC
51	Hall Clay	Paleoindian	10,700-10,800 BC
52	Clayton	Paleoindian	10,000-10,600 BC
53	Clayton	Paleoindian	11,000-10,700 BC